

**U R G E N T**

TM 55-1520-228-PMD  
C13

CHANGE

No. 13

HEADQUARTERS  
DEPARTMENT OF THE ARMY  
WASHINGTON, D. C., 18 July 1997

OH-58A/C HELICOPTER  
PREVENTIVE MAINTENANCE  
DAILY INSPECTION CHECKLIST

DISTRIBUTION STATEMENT A: Approved for public release; distribution is unlimited

TM 55-1520-228-PMD, 8 August 1980, is changed as follows:

1. Remove and insert pages as indicated below. New or changed text material is indicated by a vertical bar in the margin. An illustration change is indicated by miniature pointing hand.

**Remove pages**

17 and 18  
18.1/(18.2 blank)

**Insert pages**

17 and 18  
18.1/(18.2 blank)

2. Retain this sheet in front of manual for reference purposes.

U R G E N T

TM 55-1520-228-PMD  
C 13

By Order of the Secretary of the Army:

Official:



JOEL B. HUDSON

Administrative Assistant to the  
Secretary of the Army  
03650

DENNIS J. REIMER  
General, United States Army  
*Chief of Staff*

DISTRIBUTION:

To be distributed in accordance with DA Form 12-31-E, block no. 1257, requirements for TM 55-1520-228-PMD.

**U R G E N T**

**TM 55-1520-228-PMD  
C 12**

CHANGE

NO. 12

HEADQUARTERS  
DEPARTMENT OF THE ARMY  
WASHINGTON, D.C., 30 MARCH 1994

OH-58A/C HELICOPTER  
PREVENTIVE MAINTENANCE  
DAILY INSPECTION CHECKLIST

DISTRIBUTION STATEMENT A: Approved for public release; distribution is unlimited.

TM 55-1520-228-PMD, 8 August 1980, is changed as follows:

1. Remove and insert pages as indicated below. New or changed text material is indicated by a vertical bar in the margin. An illustration change is indicated by a miniature pointing hand.

Remove pages

9 and 10  
12.1/(12.2 blank)  
15 and 16

Insert pages

9 and 10  
12.1/(12.2 blank)  
15 and 16

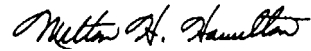
2. Retain this sheet in front of manual for reference purposes.

This copy is a reprint which includes current  
pages from Changes 1 through 12.

**TM 55-1520-228-PMD**  
**C 12**

By Order of the Secretary of the Army:

Official:



MILTON H. HAMILTON  
*Administrative Assistant to the  
Secretary of the Army*  
06207

GORDON R. SULLIVAN  
*General, United States Army  
Chief of Staff*

**DISTRIBUTION:**

To be distributed in accordance with DA Form 12-31-E, block no. 1257, requirements for TM 55-1520-228-PMD.

**U R G E N T**

**TM 55-1520-228-PMD  
C 11**

CHANGE

NO. 11

HEADQUARTERS  
DEPARTMENT OF THE ARMY  
WASHINGTON, D.C., 13 April 1992

OH-58A/C HELICOPTER  
PREVENTIVE MAINTENANCE  
DAILY INSPECTION CHECKLIST

TM 55-1520-228-PMD, 8 August 1980, is changed as follows:

1. Remove and insert pages as indicated below. New or changed text material is indicated by a vertical bar in the margin. An illustration change is indicated by a miniature pointing hand.

Remove pages

15 and 16

Insert pages

15 and 16

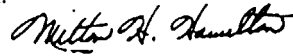
2. Retain this sheet in front of manual for reference purposes.

**U R G E N T**

**TM 55-1520-228-PMD**  
**C 1 1**

By Order of the Secretary of the Army:

Official:



MILTON H. HAMILTON  
*Administrative Assistant to the  
Secretary of the Army*

00744

GORDON R. SULLIVAN  
*General, United States Army  
Chief of Staff*

**DISTRIBUTION :**

To be distributed in accordance with DA Form 12-31-E, block no. 1257, PM maintenance requirements for TM 55-1520-228-PMD.

CHANGE  
NO. 10

HEADQUARTERS  
DEPARTMENT OF THE ARMY  
WASHINGTON, D.C., 14 February 1992

OH-58A/C HELICOPTERS  
PREVENTIVE MAINTENANCE  
DAILY INSPECTION CHECKLIST

TM 55-1520-228-PMD, 8 August 1980, is changed as follows:

1. Remove and insert pages as indicated below. New or changed text material is indicated by a vertical bar in the margin. An illustration change is indicated by a mainia-ture pointing hand.

Remove pages

9 and 10  
13 and 14

Insert pages

9 and 10  
13 and 14

2. Retain this sheet in front of manual for reference purposes.

**TM 55-1520-228-PMD**

**C 1 0**

By Order of the Secretary of the Army:

Official

GORDON R. SULLIVAN  
*General, United States Army*  
*Chief of Staff*

MILTON H. HAMILTON  
*Administrative Assistant to the*  
*Secretary of the Army*

00844

DISTRIBUTION:

To be distributed in accordance with DA Form 12-31-E, block no. 1257, PM requirements for TM 55-1520-228-PMD.



**U R G E N T**

**TM 55-1520-228-PMD  
C 9**

CHANGE

NO. 9

HEADQUARTERS  
DEPARTMENT OF THE ARMY  
WASHINGTON, D.C., 19 February 1991

OH-58A/C HELICOPTERS  
PREVENTIVE MAINTENANCE  
DAILY INSPECTION CHECKLIST

TM 55-1520-228-PMD, 8 August 1980. is changed as follows:

1. Remove and insert pages as indicated below. New or changed text material is indicated by a vertical bar in the margin. An illustration change is indicated by a miniature pointing hand.

Remove pages

9 and 10  
17 and 18

Insert pages

9 and 10  
17 and 18

2. Retain this sheet in front of manual for reference purposes.

This copy is a reprint which includes current pages from Changes 1 through 9.

**U R G E N T**

**TM 55-1520-228-PMD**

**C 9**

By Order of the Secretary of the Army

**Official:**

**THOMAS F. SIKORA**  
*Brigadier General, United States Army*  
*The Adjutant General*

**CARL E. VUONO**  
*General United Army*  
*Chief of Staff*

DISTRIBUTION:

To be distributed in accordance with DA Form 12-31-E, block no. 1257, PM requirements for TM 55-1520-228-PMD.

CHANGE  
NO. 8

HEADQUARTERS  
DEPARTMENT OF THE ARMY  
WASHINGTON, D.C., 16 October 1989

OH-58A/C HELICOPTER  
PREVENTIVE MAINTENANCE  
DAILY INSPECTION CHECKLIST

TM 55-1520-228-PMD, 8 August 1980, is changed as follows:

1. Remove and insert pages as indicated below. New or changed text material is indicated by a vertical bar in the margin. An illustration change is indicated by a miniature pointing hand.

Remove pages

7 through 12

- - - -

17 and 18

18.1/18.2

Insert pages

7 through 12

12.1/12.2

17 and 18

18.1/18.2

2. Retain this sheet in front of manual for reference purposes.

**TM 55-1520-228-PMD**

**C 8**

**By Order of the Secretary of the Army:**

**Official:**

**WILLIAM J. MEEHAN II**  
*Brigadier General, United States Army*  
*The Adjutant General*

**CARL E. VUONO**  
*General, United States Army*  
*Chief of Staff*

**DISTRIBUTION:**

To be distributed in accordance with DA Form 12-31, PM Maintenance requirements for OH-58A and OH-58C Helicopter, Observation

HEADQUARTERS  
DEPARTMENT OF THE ARMY  
WASHINGTON, D.C., 10 July 1989

CHANGE  
NO. 7

OH-58A/C HELICOPTER  
PREVENTIVE MAINTENANCE  
DAILY INSPECTION CHECKLIST

TM 55-1520-228-PMD, 8 August 1980, is changed as follows:

1. Remove and insert pages as indicated below. New or changed text material is indicated by a vertical bar in the margin. An illustration change is indicated by a miniature pointing hand.

Remove pages

1 and 2

Insert pages

1 and 2

2. Retain this sheet in front of manual for reference purposes.

**TM 55-1520-228-PMD**

**C 7**

By Order of the Secretary of the Army:

Official:

WILLIAM J. MEEHAN II  
*Brigadier General, United States Army*  
*The Adjutant General*

CARL E. VUONO  
*General, United States Army*  
*Chief of Staff*

DISTRIBUTION:

To be distributed in accordance with DA Form 12-31, PM requirements for OH-58A and OH-58C Helicopter, Observation.

**U R G E N T**

**TM 55-1520-228-PMD  
C 6**

CHANGE  
NO. 6

HEADQUARTERS  
DEPARTMENT OF THE ARMY  
WASHINGTON, D.C., 4 January 1988

OH-58A/C HELICOPTERS  
PREVENTIVE MAINTENANCE  
DAILY INSPECTION CHECKLIST

TM 55-1520-228-PMD, 8 August 1980, is changed as follows:

1. Remove and insert pages as indicated below. New or changed text material is indicated by a vertical bar in the margin. An illustration change is indicated by a miniature pointing hand.

Remove pages

13 and 14

Insert pages

13 and 14

2. Retain these sheets in front of manual for reference purposes.

**U R G E N T**

**TM 55-1520-228-PMD**

**C 6**

**By Order of the Secretary of the Army:**

**Official:**

**R. L. DILWORTH**  
*Brigadier General, United States Army*  
*The Adjutant General*

**CARL E. VUONO**  
*General, United States Army*  
*Chief of Staff*

**DISTRIBUTION:**

To be distributed in accordance with DA Form 12-31, PM requirements for OH-58A and OH-58C Helicopter, Observation.



This copy is a reprint of change 5.

**U R G E N T**

**TM 55-1520-228-PMD  
C 5**

CHANGE  
NO. 5

HEADQUARTERS  
DEPARTMENT OF THE ARMY  
WASHINGTON, D.C., 10 November 1987

OH-58A/C HELICOPTERS  
PREVENTIVE MAINTENANCE  
DAILY INSPECTION CHECKLIST

TM 55-1520-228-PMD, 8 August 1980, is changed as follows:

1. Remove and insert pages as indicated below. New or changed text material is indicated by a vertical bar in the margin. An illustration change is indicated by a miniature pointing hand.

Remove pages

11 and 12

Insert pages

11 and 12

2. Retain these sheets in front of manual for reference purposes.

**U R G E N T**

**TM 55-1520-228-PMD**

**C 5**

**By Order of the Secretary of the Army:**

**Official:**

**CARL E. VUONO**  
*General, United States Army*  
*Chief of Staff*

**R. L. DILWORTH**  
*Brigadier General, United States Army*  
*The Adjutant General*

**DISTRIBUTION:**

To be distributed in accordance with DA Form 12-31, PM requirements for OH-58A and OH-58C Helicopter, Observation.

**U R G E N T**

**TM 55-1520-228-PMD  
C 4**

CHANGE  
NO. 4

HEADQUARTERS  
DEPARTMENT OF THE ARMY  
WASHINGTON, D.C., 23 December 1986

OH-58A/C HELICOPTERS  
PREVENTIVE MAINTENANCE  
DAILY INSPECTION CHECKLIST

TM 55-1520-228-PMD, 8 August 1980, is changed as follows:

1. Remove and insert pages as indicated below. New or change text material is indicated by a vertical bar in the margin. An illustration change is indicated by a miniature pointing hand.

Remove pages

11 through 14

Insert pages

11 through 14

2. Retain these sheets in front of manual for reference purposes.

**U R G E N T**

This copy is a reprint which includes current  
pages from Changes 1 through 4.

**TM 55-1520-228-PMD**

**C 4**

**By Order of the Secretary of the Army:**

**Official:**

**R. L. DILWORTH**  
*Brigadier General, United States Army*  
*The Adjutant General*

**JOHN A. WICKHAM, JR.**  
*General, United States Army*  
*Chief of Staff*

**DISTRIBUTION:**

To be distributed in accordance with DA Form 12-31, PM Maintenance requirements for OH-58A and OH-58C Helicopter, Observation.

**U R G E N T**

**TM 55-1520-228-PMD  
C 3**

CHANGE  
NO. 3

HEADQUARTERS  
DEPARTMENT OF THE ARMY  
WASHINGTON, D.C., 17 May 1985

OH-58A/C HELICOPTERS  
PREVENTIVE MAINTENANCE  
DAILY INSPECTION CHECKLIST

TM 55-1520-228-PMD, 8 August 1980, is changed as follows:

1. Remove and insert pages as indicated below. New or changed text material is indicated by a vertical bar in the margin. An illustration change is indicated by a miniature pointing hand.

Remove pages

Insert pages

13 through 16

13 through 16

2. Retain these sheets in front of manual for reference purposes.

**U R G E N T**

**TM 55-1520-228-PMD**  
**C 3**

**By Order of the Secretary of the Army:**

**Official:**

**DONALD J. DELANDRO**  
*Brigadier General, United States Army*  
*The Adjutant General*

**JOHN A. WICKHAM, JR.**  
*General, United States Army*  
*Chief of Staff*

**DISTRIBUTION:**

To be distributed in accordance with DA Form 12-31, PM Maintenance Requirements for OH-58A and OH-58C Aircraft.

**U R G E N T**

**TM 55-1520-228-PMD  
C 2**

CHANGE

No. 2

HEADQUARTERS  
DEPARTMENT OF THE ARMY  
WASHINGTON, D.C., 30 March 1984

OH-58A/C HELICOPTERS  
PREVENTIVE MAINTENANCE  
DAILY INSPECTION CHECKLIST

TM 55-1520-228-PMD, 8 August 1980, is changed as follows:

1. Remove and insert pages as indicated below.

Remove pages

7 thru 18  
19 and 20

Insert pages

7 thru 18.1/18.2  
19 and 20

2. New or changed text material is indicated by a vertical bar in the margin. An illustration change is indicated by a miniature pointing hand.

3. Retain this sheet in front of manual for reference purposes.

**U R G E N T**

**TM 55-1520-228-PMD**  
**C 2**

**By Order of the Secretary of the Army**

**Official:**

**JOHN A. WICKHAM, JR.**  
*General, United States Army*  
*Chief of Staff*

**ROBERT M. JOYCE**  
*Major General, United States Army*  
*The Adjutant General*

**DISTRIBUTION:**

To be distributed in accordance with DA Form 12-31, PM Maintenance Requirements for OH-58 and OH-58C aircraft.



**U R G E N T**

**TM 55-1520-228-PMD  
C 1**

CHANGE

No. 1

HEADQUARTERS  
DEPARTMENT OF THE ARMY  
WASHINGTON, D.C., 8 March 1982

01-I-58A/C HELICOPTERS  
PREVENTIVE MAINTENANCE  
DAILY INSPECTION CHECKLIST

TM 55-1520-228-PMD, 8 August 1980, is changed as follows:

1. Remove and insert pages as indicated below.

Remove pages  
7 and 8  
15 thru 18

Insert pages  
7 and 8  
15 thru 18

2. New or changed text material is indicated by a vertical bar in the margin. An illustration change is indicated by a miniature pointing hand.
3. Retain this sheet in front of manual for reference purposes.

**U R G E N T**

**TM 55-1520-228-PMD**

**C 1**

**By Order of the Secretary of the Army:**

**Official:**

**ROBERT M. JOYCE**  
*Brigadier General, United States Army*  
*The Adjutant General*

**E. C. MEYER**  
*General, United States Army*  
*Chief of Staff*

**DISTRIBUTION:**

To be distributed in accordance with DA Form 12-31, PM Maintenance Requirements for OH-58 and OH-58C aircraft.

**TM 55-1520-228-PMD**

HEADQUARTERS  
DEPARTMENT OF THE ARMY  
Washington, D. C., 8 August 1980

**OH-58A/C HELICOPTER  
PREVENTIVE MAINTENANCE  
DAILY INSPECTION CHECKLIST**

---

**GENERAL INFORMATION AND SCOPE**

WARNING: CERTAIN INSPECTIONS ARE MANDATORY SAFETY-OF-FLIGHT REQUIREMENTS, AND THE INSPECTION INTERVALS CANNOT BE EXCEEDED. IN THE EVENT THESE INSPECTIONS CANNOT BE ACCOMPLISHED AT DAILY INTERVAL, THE AIRCRAFT CONDITION STATUS SYMBOL WILL BE IMMEDIATELY CHANGED TO A RED X. THESE TYPE INSPECTION ITEMS ARE PRECEDED BY "MANDATORY SAFETY-OF-FLIGHT INSPECTION ITEM".

NOTE: INDIVIDUAL INSPECTION ITEMS CONTAINED IN THIS MANUAL ARE CONSIDERED THE MINIMUM REQUIREMENTS FOR PERFORMING A DAILY INSPECTION AND MUST BE PERFORMED, THE CUMULATIVE EFFECTS OF INSPECTION DEFERRALS ARE UNKNOWN AND COULD RESULT IN CATASTROPHIC FAILURE OR INCREASED MAINTENANCE AT A LATER DATE. THEREFORE, THE USE OF SPECIAL LETTERING TO EMPHASIZE CRITICAL INSPECTION IS NOT TO BE CONSTRUED AS AUTHORITY FOR DEFERRAL OF OTHER INSPECTIONS.

---

**\*This manual together with TM 55-1520-228-PM, 1 September 1978, supersedes TM 55-1520-228-PMS, dated 24 September 1976, including all changes.**

**1. Inspection Requirements.** This manual contains complete requirements for daily inspection for OH-58 helicopters. It does not contain instructions for repair, adjustment, or other means of rectifying conditions, nor does it contain instructions for troubleshooting to find causes for malfunctioning. Specific tolerances, limits, etc., can be found in the applicable maintenance manuals. Use of the alphabetical index in the applicable manuals will facilitate locating the required information.

**2. Maintenance Activities.** The inspections prescribed by this manual will be performed at specified periods by Aviation Unit Maintenance (AVUM) activities with assistance of Aviation Intermediate Maintenance (AVIM) and Depot activities when required.

**3. General Information.**

*a.* The inspection requirements contained herein are stated in such a manner as to establish what and when certain equipment is to be inspected and what conditions are desired/undesired. Compliance with the provisions outlined herein is required in order to assure that proper servicing has been accomplished and latent defects are discovered and corrected before malfunctioning or serious trouble results. Inspection requirements are arranged, as nearly as possible, according to the manner in which they will be performed. The requirements are divided into groups under area headings (figure 1).

*b.* The inspection intervals designated herein will not be exceeded except in actual operational emergencies as ex-

plained herein. It is the commander's responsibility to determine (on an individual aircraft basis) when inspection intervals may be exceeded. For this purpose, operational emergencies are conditions of combat, or conditions of disaster which necessitate flight to evacuate aircraft or personnel. When aircraft are operated beyond the normal inspection due-time because of such emergency situations, a circled red X status symbol and an appropriate statement (to include authority) must be entered in blocks 16 and 17 of DA Form 2408-13 (Aircraft Inspection and Maintenance Record) until such time as the inspection is complete. Since safety may be jeopardized when inspections are delayed to meet emergency requirements, commander will ensure that the aircraft status symbol reverts to a red "X" and that delayed inspections are accomplished immediately upon termination of the actual emergency. When unusual local conditions of environment, utilization, mission, experience of flight crew and maintenance personnel, periods of inactivity, etc., are encountered, the maintenance officer will, at his discretion, increase the scope and/or frequency of maintenance or inspections as necessary to ensure safe flight.

*c.* This manual may contain inspection requirements applicable to specific equipment not installed on your aircraft. Those requirements should be disregarded.

*d.* DA Form 2408-13 will be used to record all deficiencies or shortcomings discovered during the inspection.

*e.* A 1-1/2 inch space between each area of inspection is being provided to allow insertion of additional inspection items as required by local command inspection procedures.

#### **4. Special Instructions.**

a. A Preventive Maintenance Daily inspection is accomplished after the last flight of the day, or prior to the first flight on the next day on which the aircraft is flown. The inspection consists of visual examination and operational checks to determine that the aircraft can safely and efficiently perform the assigned mission.

b. Work time requirements to accomplish each inspection are stated at top of the checklist.

#### **5. Reporting Errors and Recommending Improvements.**

You can help improve this manual. If you find any mistake

or if you know of a way to improve the procedures, please let us know. Mail your letter, DA Form 2028 (Recommended Changes to Publications and Blank Forms) or DA Form 2028-2 located in the back of the applicable aircraft maintenance manual (when using the 2028-2 from the maintenance manual, insure that the publication number and title refer to this PMD) directly to Commander, US Army Troop Support and Aviation Materiel Readiness Command, ATTN: DRST-MTPS(1), 4300 Goodfellow Blvd. St. Louis, MO 63120. A reply will be furnished to you.

**6. Inspection Areas.** Inspection areas are shown in figure 1.

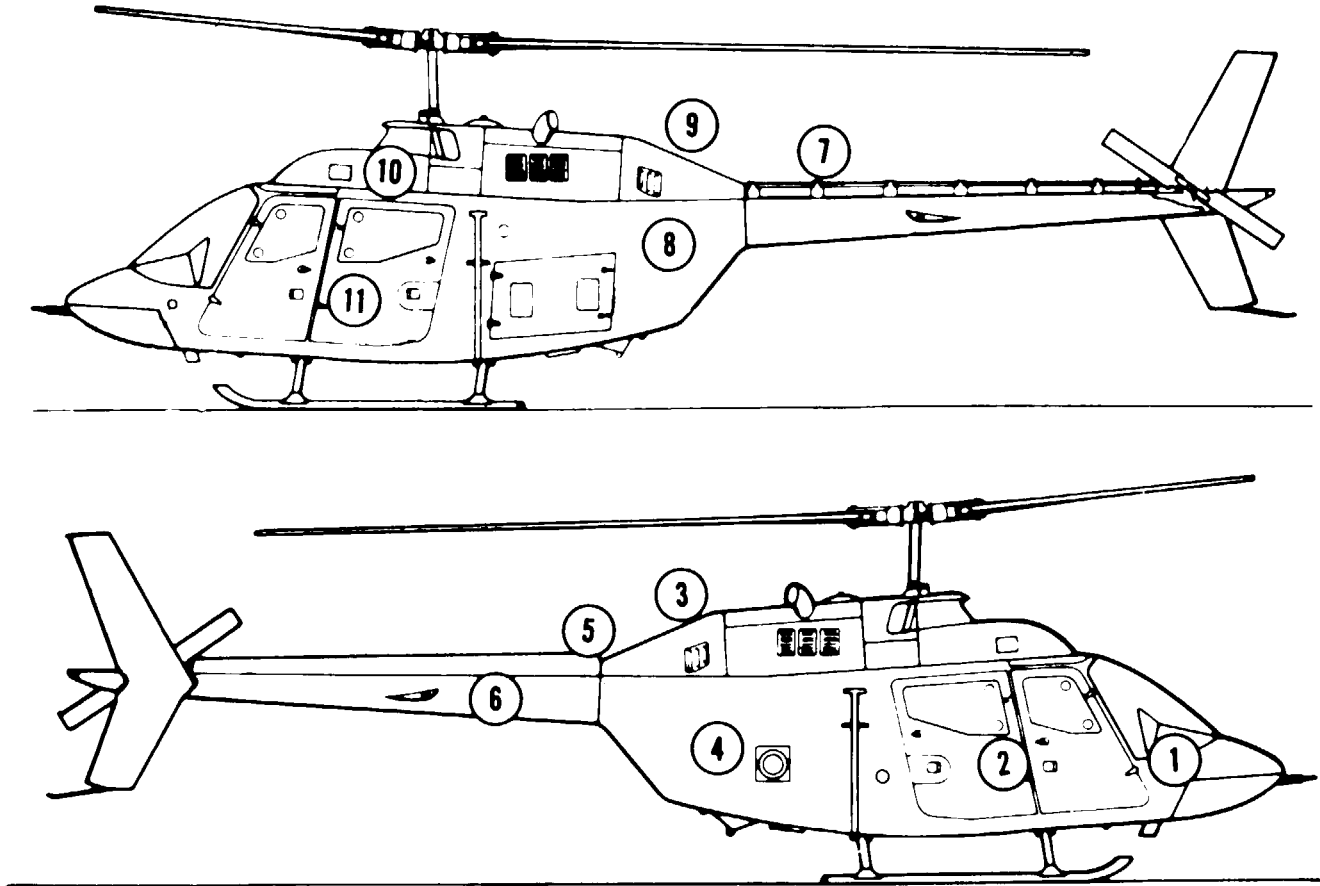


Figure 1. Inspection Areas.

<b>Area No. 1</b>	Nose Area	All surfaces and components in nose compartment and on exterior ahead of crew doors.
<b>Area No. 2</b>	Cabin Electrical Equipment Shelf and Landing Gear Area (Right Side)	All surfaces, components, and equipment inside cabin, and on cabin exterior between forward side of crew doors and aft side of passenger doors and cabin overhead. Includes complete landing gear and fuel cell sumps and filler. All the equipment in the area of the aft electrical equipment shelf,
<b>Area No. 3</b>	Engine Area (Right Side)	All surfaces, components, and equipment associated with engine installation, located above engine work deck.
<b>Area No. 4</b>	Aft Fuselage (Right Side)	All surfaces, components, below engine deck level, between cabin area and tail boom attachment bulkhead.
<b>Area No. 5</b>	Aft Fairing and Oil Cooler (Right Side)	All surface aft of engine cowling and oil tank.
<b>Area No. 6</b>	Tail Boom	All surfaces, components, and equipment located in the tail boom and vertical fin structure. Includes tail rotor, horizontal stabilizer, and control linkages. Also all supports, bearings, and shafting mounted on tail boom.

<b>Area No. 7</b>	Aft Fairing and Oil Cooler (Left Side)	All surface aft of engine cowling, tail rotor drive shaft and oil cooler blower.
<b>Area No. 8</b>	Avionics and Aft Fuselage Area (Left Side)	All surfaces, components, and equipment in fuselage below engine deck level, between cabin area and tail boom attachment bulkhead.
<b>Area No. 9</b>	Engine Area (Left Side)	All surfaces, components, and equipment associated with engine installation, located above engine work deck.
<b>Area No. 10</b>	Transmission and Pylon Area	All surfaces, components, and equipment of the main rotor pylon group, from top mast to cabin roof. Includes main rotor, mast and rotating controls, transmission with accessories and mounts, servo actuators, and hydraulic system.
<b>Area No. 11</b>	Cabin and Landing Gear Area (Left Side)	All surfaces, components, and equipment inside cabin, and on cabin exterior between forward side of crew doors and aft side of passenger doors and cabin overhead. Includes complete landing gear.



## PREVENTIVE MAINTENANCE DAILY CHECKLIST

The Preventive Maintenance Daily Checklist will be accomplished following the last flight of the day or prior to the first flight on the next day on which the aircraft is flown. The inspection consists of visual examination and operational checks to determine that the aircraft can safely and efficiently perform its assigned mission.

**DAILY INSPECTION TOTAL WORK TIME: 2.3 Work Hours**

Seq. No.	Item and Procedure		Seq. No.	Item and Procedure
	<b>NOSE AREA No. 1</b>	<b>C8</b>		
1.1	Inspect aircraft forms and records for recorded discrepancies (DA PAM 738-751).		1.5	Radar warning antennas for damage and security.
1.2	Nose section exterior for visible damage.		1.6	Landing lights, brackets, terminals and wiring for condition.
	<b>MANDATORY SAFETY OF FLIGHT INSPECTION ITEM</b>		1.7	Landing/search light for damage and security.
1.3	Pitot tube and static ports for obstructions and cleanliness.		1.8	UHF antenna for condition and security-.
1.4	Forward proximity warning system antenna for condition and security.		1.9	Vent system drain for obstructions, condition.
			1.10	Chin bubbles for damage and cleanliness.
			1.11	Windshields and windows for damage and cleanliness.

**"FOD REMINDER"**

Check work area for tools and parts after completion of maintenance and inspection.

Seq. No.	Item and Procedure
1.12	WSPS Windshield Deflector for damage and security.
1.13	WSPS Lower Cutter Assembly for damage and security.
1.14	Breakaway Tip for looseness or play.
<b>CABIN AND LANDING GEAR AREA No.2 (RIGHT SIDE)</b>	
2.1	Cabin exterior for damage.
2.2	Check fuel for water and other contamination. Drain fuel sump (use sample jar) through the sump drain.
2.3	Landing gear for condition of skid tubes, cross tubes, attachment fittings and skid shoes for evidence of hard landing damage and security.
2.4	Radar altimeter antennas for damage and security.
2.5	Transponder antenna for damage and security.
2.6	Radar warning antenna for damage and security (blade).
2.7	Marker beacon antenna for damage and security.

C2

Seq. No.	Item and Procedure
2.8	Crew and passenger doors for positive latching and proper operation, windows and vents for cleanliness and damage. Check hinges and condition of weather stripping. Door posts for cracks.
2.9	Crew and passenger door jettison handles for proper installation and breakaway safetywire.
2.10	Cabin interior for cleanliness, proper stowage of equipment and visible damage.
2.11	Nose section interior for cleanliness; equipment for visible damage and loose connections.
<b>MANDATORY SAFETY OF FLIGHT INSPECTION ITEM</b>	
2.12	<b>Anti-torque pedals for freedom of operation and security.</b>
2.13	Current compass correction card for availability and-legibility.

"FOD REMINDER"

Seq. No.	Item and Procedure
2.14	Instrument panel and instruments for security, condition and range markings.
2.15	FAT gage for condition and security.
2.16	Check fuel valve handle-on (FWD) and off (AFT) [hen on (FWD) for binding, proper operation, condition, and security.
2.17	Overhead console for condition and security.
2.18	Utility light and wire for condition security, and proper mounting.
2.19	Heater control for condition and security.
	<b>MANDATOR SAFETY OF FLIGHT INSPECTION ITEM</b>
<b>2.20</b>	<b>Collective and power controls for freedom of operation.</b>
2.21	Collective boots for condition, security and throttle set screw.

Seq. No.	Item and Procedure
	<b>MANDATORY SAFETY OF FLIGHT INSPECTION ITEM</b>
<b>2.22</b>	<b>Cyclic control for freedom of operation.</b>
2.23	Cyclic, boots and grips for condition, security.
2.24	Copilot cyclic control for security of electrical connectors.
2.25	Seat bottom for security, damage, and condition of webbing and date of installation. Seat back cushions for cleanliness and condition.
2.26	Safety belts and shoulder harness for damage, corrosion, cuts, fraying, and security. Inertia reels for damage, security, and positive locking and unlocking. Safety belt mounting hinges and brackets for cracks (visual). Check retarder springs for proper operation.
2.27	Armor panels for condition and security.

**“FOD REMINDER”****CHECK WORK AREA FOR TOOLS AND PARTS AFTER COMPLETION OF MAINTENANCE AND INSPECTION.**

Seq. No.	Item and Procedure	Seq. No.	Item and Procedure
2.28	Fire extinguisher for designated location, presence of inspection date tag, broken or missing seal, pressure indicator in green, extinguisher and brackets secure.		<b>ENGINE AREA No. 3 (RIGHT SIDE)</b>
2.29	First aid kits for designated location, presence of inspection date tag, broken or missing seal, completeness of side pocket contents, legible identification markings, and security (refer to TM 55-1500-204-25/1).		<b>MANDATORY SAFETY OF FLIGHT INSPECTION ITEM</b>
2.30	Passenger seat and back cushions, retainer loops and tabs for damage, condition and security.	3.1	<b>Engine air inlet bellmouth assembly through engine inlet fairing window for separation, cracking, deformation, security and obstructions and plenum area for loose or foreign objects.</b>
2.31	Sound-proofing for condition, security, and cleanliness.	3.2	Particle separator for damage and particle ejection opening for freedom of obstructions, and loose vortex tubes (generators).
2.32	Aft electrical equipment shelf for unauthorized or foreign objects, cleanliness, and security of components.	3.2.1	Inspect particle separator to induction fairing for fit and sealing. Firewall to induction fairing for fit and sealing.
		3.3	Engine cowling and fairing for damage, security, and condition of fasteners and hinges.
		3.4	Anti-collision light for condition and security; loose connections.
		3.5	Engine mounts and engine mount fittings, for cracks, damage and security.
		3.5.1	<b>Remove chip detector on freewheeling assembly and check for metal particles and reinstall.</b>
		3.6	<b>Fuel control linkage for damage and security.</b>

**“FOD REMINDER”****CHECK WORK AREA FOR TOOLS AND PARTS AFTER COMPLETION OF MAINTENANCE AND INSPECTION.**

Seq No.	Item and Procedure.
3.7	Compressor armor for condition and security.
<b>MANDATORY SAFETY OF FLIGHT INSPECTION ITEM</b>	
3.8	Compressor, bleed valve for damage and obstruction.
<b>MANDATORY SAFETY OF FLIGHT INSPECTION ITEM</b>	
3.9	<b>Bleed air elbows (2) for damage.</b>
3.10	Engine, accessories, and connections for damage and security.
<b>MANDATORY SAFETY OF FLIGHT INSPECTION ITEM</b>	
3.11	Exhaust stacks for damage, corrosion obstructions, and security, Exhaust stack clamp for cracks, corrosion, and security.

**C8**

Seq No	Item and Procedure
3.12	Starter generator for condition, security Exhaust duct for condition, obstruction, and security
3.13	Main input driveshaft coupling for evidence of overheating. Exterior plating for heat discoloration or blistering. Paint strips (if used) for discoloration.
<b>MANDATORY SAFETY OF FLIGHT INSPECTION ITEM</b>	
Inspect main rotor driveshaft 206-040-371 for damage and fastener security.	
<b>AFT FUESELAGE AREA No. 4 (RIGHT SIDE)</b>	
4.1	Fuel filler cap for proper locking and condition of seal, security of lanyard.
4.1.1	If installed, inspect rubber pad below fuel receiver for debonding.

**"FOD REMINDER"**

Seq No.	Item and Procedure
4.2	FM homing antenna for condition and security.
4.3	Battery and fuel vents for condition, obstruction, proper positioning and security.
4.4	Air ducts for condition and security.
4.5	External power access door for condition and security.
4.6	Radar warning antennas for damage and security.

**C8**

Seq. No.	Item and Procedure

**"FOD REMINDER"**

Seq. No.	Item and Procedure	Seq. No.	Item and Procedure
5.1	<p style="text-align: center;"><b>AFT FAIRING AND OIL COOLER AREA No. 5 (RIGHT SIDE)</b></p> <p style="text-align: center;"><b>MANDATORY SAFETY OF FLIGHT INSPECTION ITEM</b></p> <p><b>Engine oil tank for damage, security and servicing lines for leaks and damage. Loose or missing identification tape on oil lines.</b></p>	6.3.1	<p>age, bonded fittings for security, splined adapters for freedom of movement. Do not wipe grease from seal area. Inspection not required after compliance with MWO 55-1520-228-50-25.</p> <p>Check segmented driveshaft for condition, shaft coupling disc for distortion, cracks and security, splined adapter from freedom of movement, and bearing and driveshaft for evidence of over heating. Do not wipe grease from seal area. Required after compliance with MWO 55-1520-228-50-25.</p>
5.2	Oil filler access door for condition and security.	6.4	Horizontal stabilizer for visible damage.
5.3	Engine external scavenge oil filter for damage, security, lines for leaks and damage, and bypass indicator (red button) in. Loose or missing identification tape on oil lines. After compliance with MWO 55-1520-228-50-44.	6.5	Navigation lights for condition and security.
6.1	<p style="text-align: center;"><b>TAIL BOOM AREA No. 6</b></p> <p style="text-align: center;"><b>MANDATORY SAFETY OF FLIGHT INSPECTION ITEM</b></p> <p><b>Tail boom exterior for visible damage.</b></p>	6.6	VOR antennas for damage and security.
6.2	Driveshaft cover for damage, security, and condition of fasteners.	6.7	Tail light and support for damage and security.
6.3	Long tail rotor drive shaft and bearings for evidence of overheat; inspect slippage marks, excessive grease leak-	6.8	Vertical stabilizer, tail skid, and antenna leads for security and damage.
		6.9	Ballast installation for security and condition.
		<b>6.10</b>	<p style="text-align: center;"><b>MANDATORY SAFETY OF FLIGHT INSPECTION ITEM</b></p> <p><b>Tail rotor controls for damage and security of attachment bolts.</b></p>

**“FOD REMINDER”**

**CHECK WORK AREA FOR TOOLS AND PARTS AFTER COMPLETION OF MAINTENANCE AND INSPECTION.**





Seq. No.	Item and Procedure
	<b>MANDATORY SAFETY OF FLIGHT INSPECTION ITEM</b>
6.10.1	Tail Rotor Pitch Links For cracks using ten-power magnifications. Pay particular attention to area around ball bearing at each end of Pitch Link. Suspected cracks shall be confirmed by penetrant inspection.
	<b>MANDATORY SAFETY OF FLIGHT INSPECTION ITEM</b>
6.11	Tail rotor gear box for security, oil level, condition, and vent for obstruction. Check sight glass for cracks, damage, and stains that might give a false indication of the oil level.
	<b>MANDATORY SAFETY OF FLIGHT INSPECTION ITEM</b>
6.12	Tail rotor hub and blade assembly for security and damage.
6.12.1	Tail rotor blades for cleanliness and clean as required.
6.12.2	Inspect all self-locking nuts on the tail rotor blade and hub assembly for cracks, damage and security.

C10

Seq. No.	Item and Procedure
	<b>MANDATORY SAFETY OF FLIGHT INSPECTION ITEM</b>
6.13	Inspect both tail rotor blades for cracks on both sides in the area approximately 7 inches outboard from the butt end and 1.5 inches aft of the leading edge. If inspection reveals a crack, blade must be removed for evaluation prior to next flight. Tail rotor blades with serial number TLL-8000 and below require ten-power magnification for this inspection and careful inspection for corrosion and deterioration of clear coating on areas left clear for inspection. Not required after compliance with MWO 55-1520-228-50-25.
6.14	Vulnerability reduction control system access panel for damage and security.
6.15	VOR antenna for damage and security.
6.16	Horizontal stabilizer for visible damage.
6.17	Navigation lights for condition and security.
	<b>MANDATORY SAFETY OF FLIGHT</b>
6.18	Inspect tail rotor blade tip blocks for cracks, debonding, loose, missing or corroded rivets.

**"FOD REMINDER"**

Check work area for tools and parts after completion of maintenance and inspection.

Seq No.	Item and Procedure	C2	Seq. No.	Item and Procedure
	<p><b>AFT FAIRING AND OIL COOLER AREA No. 7 (LEFT SIDE)</b></p> <p><b>MANDATORY SAFETY OF FLIGHT INSPECTION ITEM</b></p>			
7.1	Engine oil tank for damage, security and servicing, lines for leaks and damags.		8.2	ADF sense antenna for damage and security.
7.2	Oil cooler blower and drive shaft for damage, cracks, and security. Blower air intake for foreign material and clogging.		8.3	ADF loop antenna for damage and security.
7.3	Aft fairing assembly for damage and condition of fasteners.		8.4	Avionics compartment door for condition, security, proper operation.
	<p><b>AVIONICS AND AFT No. 8 FUSLAGE AREA (LEFT SIDE)</b></p>		8.5	Avionics compartment for . loose or unauthorized equipment.
8.1	Aft proximity warning system antenna for damage and security.		8.6	Foam pad for condition, cleanliness, and security.
			8.7	Battery for security and leakage.
			8.8	External power receptacle for condition and security.
			8.9	FM homing antennas for damage and security.

**“FOOD REMINDER”**

Seq. No.	Item and Procedure
	<b>ENGINE AREA No, 9 (LEFT SIDE)</b>
	<b>MANDATORY SAFETY OF FLIGHT INSPECTION ITEM</b>
9.1	Engine air inlet bellmouth assembly through engine inlet fairing window for separation, cracking, deformation, security and obstructions and plenum area for loose or foreign objects.
9.2	Particle separator for damage and particle ejection opening for freedom of obstructions.
9.3	Engine cowling and fairing for damage, security, and condition of fasteners and hinges.
9.4	Engine mounts and engine mount fittings, for cracks, damage and security,
9.5	Compressor armor for condition and security.
9.6	Airframe mounted fuel filter for condition, leaks and security. After compliance with MWO 1-1520-228-50-48.
9.7	Engine, accessories, and connections for damage and security.

Seq. No.	Item and Procedure
9.8	Linear actuator, linkage, and electrical lead for condition and security.
9.9	Engine automatic relight for condition and security.
9.10	Exhaust stacks for damage, corrosion, obstructions, and security. Exhaust stack clamp for cracks, corrosion, and security.
9.11	Engine combustion chamber housing, turbine support assembly and exhaust ducts for cracks, dents, burned, or buckled areas.
9.12	Drain valve for leakage, security and contact with drive shaft.
	<b>MANDATORY SAFETY OF FLIGHT INSPECTION ITEM</b>
9.13	Fuel nozzle and lines for security and leaks.
9.14	Forward tail rotor driveshaft for cleanliness, corrosion, and freedom of movement on the splined adapters.

**“FOD REMINDER”****CHECK WORK AREA FOR TOOLS AND PARTS AFTER COMPLETION OF MAINTENANCE AND INSPECTION.**

Seq. No.	Item and Procedure
	TRANSMISSION AND PYLON AREA No. 10 (LEFT SIDE)
	MANDATORY SAFETY OF FLIGHT INSPECTION ITEM
10.1	Main rotor hub assembly for leakage, damage, security, and reservoirs for proper servicing.
10.2	Sight glass for damage and stains which might give false oil level indication.
	MANDATORY SAFETY OF FLIGHT INSPECTION ITEM
10.3	Check pillow blocks for mounting condition, security of mounting bolts and slippage marks. If slippage has occurred, replace hardware.
10.4	Static stops for damage and security.
	MANDATORY SAFETY OF FLIGHT INSPECTION ITEM
10.5	Main rotor yoke assembly for cracks (visual) between the pillow block bores and lower flange on inboard surfaces. Wipe clean yoke web section inner and outer

Seq. No.	Item and Procedure
	surfaces. If inspection by flashlight reveals a crack indication, validate the crack indication using fluorescent penetrant. If crack is confirmed, remove yoke assembly from service.
	MANDATORY SAFETY OF FLIGHT INSPECTION ITEM
10.6	Main rotor blades for condition, damage, and security.
10.6.1	Main rotor blades for cleanliness and clean as required.
10.7	Main rotor blades for corrosion, specifically in the area of the inertia weight retention screw holes. Tip cap firing for condition and security.
10.8	Check main rotor blades for protective coating, clean blades and re-wax as required.
	MANDATORY SAFETY OF FLIGHT INSPECTION ITEM
10.9	Visible areas of mast for damage.

**"FOD REMINDER"**

**CHECK WORK AREA FOR TOOLS AND PARTS AFTER COMPLETION OF MAINTENANCE AND INSPECTION.**

Seq. No.	Item and Procedure
10.10	<p>Boot for damage and security.</p> <p><b>MANDATORY SAFETY OF FLIGHT INSPECTION ITEM</b></p>
10.11	<p>Swashplate, lever and sleeve, and connecting linkage for security and visible damage. Swashplate support base drain holes open and free of foreign matter.</p> <p><b>NOTE</b></p> <p>Ensure swashplate is level for inspection of outer-ring self-aligning bearings for main rotor push-pull tubes.</p> <p><b>MANDATORY SAFETY OF FLIGHT INSPECTION ITEM</b></p>
10.12	<p>Cyclic and collective control linkage for security and condition. Check for security of attachment bolts by attempting to torque nuts with fingers (DO NOT REMOVE COTTER PIN).</p>

C9

Seq. No.	Item and Procedure
	<p><b>MANDATORY SAFETY OF FLIGHT INSPECTION ITEM</b></p>
10.12.1	<p>Main rotor pitch links for damage and security of attachment, tubes for corrosion and cracks; pay particular attention to swagged ends at jam nut.</p>
10.13	<p>Hydraulic servo actuator support assembly for cracks, corrosion, security and damage.</p>
10.14	<p>Hydraulic system components and lines for security, chafing, damage, leaks and reservoir for servicing. Collective actuator bellcrank cover for missing rubber flipper or flipper bond failure. Proper security of hydraulic reservoir cap and pin assembly. (Refer to TM 55-1520-228-23-1).</p>
10.15	<p>Hydraulic filter element indicator for filter clogged indication.</p>
10.16	<p>Edges of main drive shaft cover assembly for evidence of grease leakage. Security of attaching hardware.</p>

“FOD REMINDER”

Check work area for tools and parts after completion of maintenance and inspection.

Seq. No.	Item and Procedure
	<b>MANDATORY SAFETY OF FLIGHT INSPECTION ITEM</b>
10.17	Power turbine governor (N2) linkage for freedom of operation, security, and condition.
10.18	Sight glass for damage or stains which might give false oil level indication.
10.19	Rotor tachometer generator, hydraulic pump, for condition and security.
10.20	Transmission oil cooler and duct for condition, security and obstruction.
10.21	Transmission oil filter and filter head for condition, security, and leaks.
10.21.1	Roof mounted transmission oil filter for damage, security, lines for leaks and damage, and bypass indicator (red button) in. After compliance with MWO 1-1520-228-50-51.

C13

Seq. No.	Item and Procedure
10.22	Pylon isolation mount cover for condition, drag pin assembly to static stop or cabin roof for foreign objects and damage.
10.22.1	Wipe up oil spillage and clean area using cloth dampened with dry cleaning solvent. Wipe dry with clean cloth. Visually examine clevis area and mount for cracks, nicks, scratches, and loose or missing screws, bolts, and cotter pins.
10.23	Inspect area under drag pin bearing for oil and water.
10.24	Inspect transmission deck area for dents, cracks, holes, and overall condition.
10.25	Pylon support links for cracks, condition (visual) and security of hardware.
10.26	Inspect Electrical wiring for damage, security, and corrosion.

“FOD REMINDER”

Seq. No.	Item and Procedure
<b>MANDATORY SAFETY OF FLIGHT INSPECTION ITEM</b>	
10.27	Transmission and connections for damage and security. Transmission for servicing. (Filler cap for security.)
10.28	Particle separator for damage and particle swirls for condition and security.
10.29	Check security of engine cleaning provision tube and cap assembly.
10.30	Transmission faking for damage and condition of fasteners.
10.31	IFF antenna for damage and security.
10.32	Glide slope antenna for damage and security.

C 13

Seq. No.	Item and Procedure
10-33	FM No. 2 antenna for damage and security.
10-34	WSPS Upper Cutter Assembly for damage and security.
10-35	GPS antenna mounted on WSPS upper cutter assembly for damage and security. After compliance with MWO 1-1520-228-50-53.

**“FOD REMINDER”**





Seq. No.	Item and Procedure	C2	Seq. No.	Item and Procedure
	<b>CABIN AND LANDING GEAR AREA No. 11 (LEFT SIDE)</b>			<b>POWER ON</b>
11.1	Landing gear for condition of skid tubes, cross tubes, attachment fittings and skid shoes for evidence of hard landing damage and security.		1.15	Pitot heater for operation.
11.2	Crew and passenger doors for positive latching and proper operation, windows and vents for cleanliness and damage. Check hinges and condition of weather stripping.		1.16	Warning and caution panel lights for illumination on test.
11.3	Seats for security, damage, and condition of webbing. Cushions for cleanliness and condition and installation date.		2.33	Interior and instrument panel lights for proper operation.
11.4	Armor plating for condition and security.			<b>WARNING</b>
11.5	Crew and passenger door jettison handles for proper installation and breakaway safety wire.			Assure defogging blower motors are free of foreign debris prior to energizing motors.
	<b>LUBRICATION</b>		2.34	Operate the defogging blower motors for a minimum of 15 seconds to insure proper functioning.
All Areas	Service in accordance with TM 55-1520-228-23, applicable to the daily requirements.		All Areas	Exterior lights for proper operation.

**“FOD REMINDER”**

**By Order of the Secretary of the Army:**

**Official:**

**J. C. PENNINGTON**  
*Major General, United States Army*  
*The Adjutant General*

**E. C. MEYER**  
*General, United States Army*  
*Chief of Staff*

**DISTRIBUTION:**

To be distributed in accordance with DA Form 12-31 PM Maintenance Requirements for OH-58 and OH-58C aircraft.