


RIGHT HANGER HOOK-UP?

OUCH!
MURPHY'S
LAW STRIKES
AGAIN!

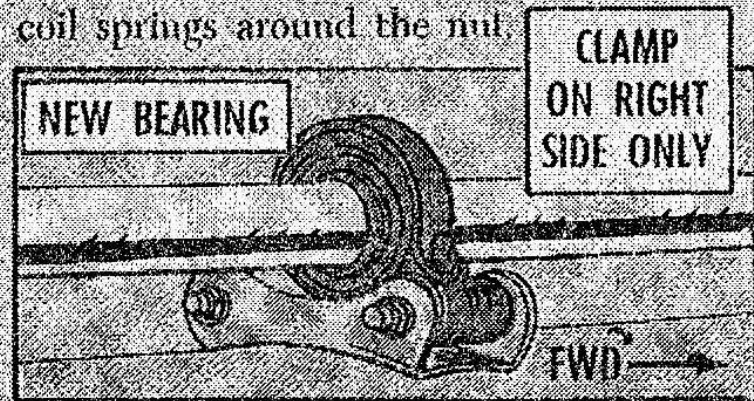


Those right-sided tail rotor driveshaft bearing hangers look wrong to you, bird mech? Yearn to change 'em to the other side, to strengthen out your OH-58A?

Careful, now.


The new-model bearing hangers clamp on the right side of the shaft, facing forward.

You can spot the new hangers by the 3 coil springs around the nut.



Some recent OH-58's were made with the new hangers clamped on the left side. If you have one, change the clamp to the right side no later than the next Periodic inspection.

The old-model hangers clamp on either side of the driveshaft.



If a well-intentioned mech should get the new hangers on the wrong side, that driveshaft could be damaged.

So-o-o-o...