



ADDENDUM TO H-58-10-AMAM-11


COLLECTIVE FRICTION CLAMP




CORRECT PART INSTALLED



NOTE IN THE CORRECT PART THERE IS APPROXIMATELY 45 DEGREES BETWEEN THE "CLAMPING BOLT" (INSET A) AND THE "MOUNTING BOLT" (INSET B).



INCORRECT PART INSTALLED



NOTE ON THE INCORRECT PART THERE IS APPROXIMATELY 90+ DEGREES BETWEEN THE "CLAMPING BOLT" (INSET C) AND THE "MOUNTING BOLT" (INSET D).

ADDENDUM TO H-58-10-AMAM-11 COLLECTIVE FRICTION CLAMP

Note on the correct Clamp there is only about 45 degrees between the clamping bolt (inset A) and the mounting bolt (inset B).

On the old Clamp, there is approximately 90+ degrees between the clamping bolt (inset C) and the mounting bolt (inset D).

