

REALLY STACKED!

RIGHT...

...ON!

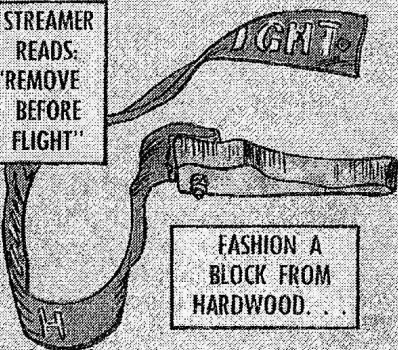
Dear Editor,

When a weather warning hits our area we need all the hangar space available to get our OH-58's inside. This means packing 'em in like sardines.

Well, it couldn't be done unless we were able to level the main rotor blades so they mesh for tight stacking.

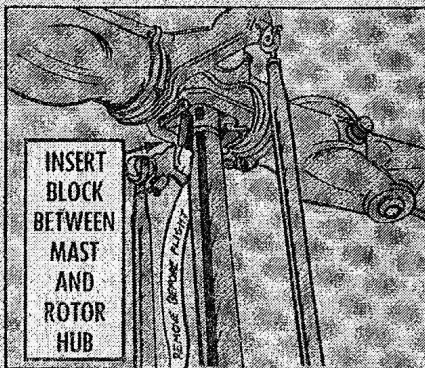
So, we use a handy little block of wood to hold the blades level. It's made from hard wood with a red streamer labeled, REMOVE BEFORE FLIGHT, attached by a bolt and nut.

STREAMER
READS:
"REMOVE
BEFORE
FLIGHT"



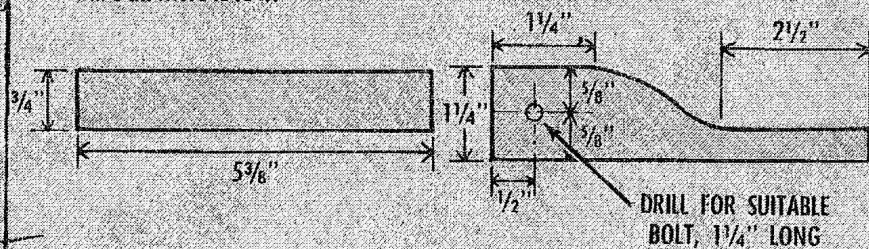
FASHION A
BLOCK FROM
HARDWOOD.

INSERT
BLOCK
BETWEEN
MAST
AND
ROTOR
HUB



To use the leveling block you just tilt the blade forward and insert the block between the mast and the rotor hub.

That's all there is to it.



(Ed Note—Right on!

SP 5 A. Nix
Ft Sill, OK