
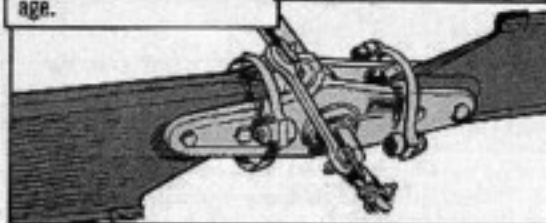


HORIZONTAL STABILIZER — Loose rivets? Cracks, dents in the skin?



TAIL ROTOR BLADES — Nicks, scratches, dents, bonding voids? Call on your support to repair any damage.




TAIL ROTOR HUB — Eye the hub for scratches, nicks, dents, burrs, cracks and corrosion.

TAIL ROTOR CONTROLS — Attachment bolts tight? Controls damaged?




TAIL FIN, SKID, ANTENNA LEADS — Secure? Damaged?

TAIL ROTOR GEAR BOX — Look for leaking seals, cracks and security of attachment. The sight glass should show oil level, and the vent in the cap should be free of any obstruction.



TAIL ROTOR DRIVE SHAFT — Shaft secure in mounts?



TAIL ROTOR DRIVE SHAFT BEARINGS — Look for evidence of overheating, excessive grease leakage; bonded fittings for security; splined adapters for freedom of movement.



BEWARE OF
MIDNIGHT REQUISITION,
EDGEWORTH!



Filler cap damaged? None in supply? The one on the Huey 90-degree gear box bears the same part number, as a substitute.