




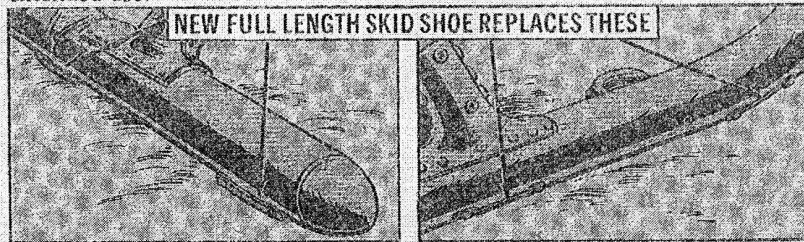
Worn
OH-58
Shoes?

a NEW PAIR



Finding serious wear on your Kiowa skid shoes from running landings or extended use?

NEW FULL LENGTH SKID SHOE REPLACES THESE



Here's a new full-length skid shoe to replace the 4-inchers your bird came with. Details on making the shoes and fastening methods are in TB 43-0001-2-2 (Jan 77). But experience with the skid shoes since the TB came out has brought up more information and improvements.

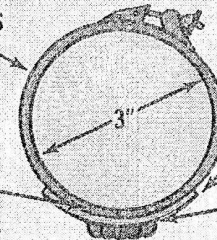
FIRST, EACH COUPLER CLAMP SHOULD BE SPOT WELDED TO THE SKID SHOE MATERIAL IN 5 PLACES, NOT JUST 3 LIKE IT SAYS IN THE TB!

for YOUR KIOWA!



And there are now 2 suggested sources for quick couplers that hold the shoes on the skids. Manufacturer code 14242 offers part number TR40C-100-300S

STAINLESS
STEEL
CLAMP
QUICK
COUPLER



.063 X 2.877 X 88"
STEEL SHOE

SPOT
WELD
5 PLACES

WELD BEAD
ENTIRE LENGTH
OF SHOE

for \$2.98 each in orders of 50, or \$2.28 in orders of 100. Source code 00624 offers a similar coupler, manufacturer's part number 365C-100-300S at \$4.51 each in orders of 50 and \$3.26 in orders of 100.

When installing the skid shoes, keep the gap between the front edge of the shoe and the skid surface .10 (1/10) inch or less after the front clamp is tightened.

